



Message from Mrs du Bruyn, Miss Cook, Miss Ross-Heeley and Mrs McGill

Last week! You did it! Thanks for all your hard work - we are sure you've been amazing. **We also want to thank your parents for everything they've done with you this term** - please give them lots of cuddles and kisses to show how much you care. Remember to have a positive attitude and to continue to do your best every day!

English

Spellings for the week

This week we want you to pick your own 10 words that you think will be useful in writing. Think about adjectives, good connectives or adverbs.

Monday/ Tuesday- We will continue to listening to the reading from "There's a boy in the girls' bathroom" by Louis Sachar. <https://www.youtube.com/watch?v=bZKsi8dZPvg&list=PLm9IGlu-fnWYAD-hZLwGvOwY2DSlwsD0s>. Over the next two days, we will listen to chapters 42-47 (the end of the book).

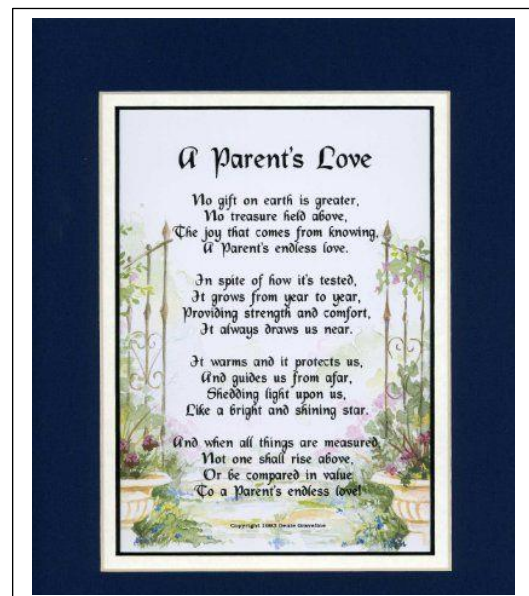
Discuss the character development as you read through the chapters.

Talk about your favourite character. How did this character develop in the book? Do you like Bradley? Explain.

Why was the birthday party such a significant event in the book? Discuss. Would you recommend this book?

Tuesday/ Wednesday- Your parents have been so amazing over the lockdown period. We want you to do something special for them this week. You can do whatever you want to, but here are some ideas:

- ✚ Special letter
- ✚ A card
- ✚ A poem
- ✚ A song written to the tune of a song they will know
- ✚ A crossword puzzle with words to describe them



A Parent's Love

No gift on earth is greater,
No treasure held above,
The joy that comes from knowing,
A Parent's endless love.

In spite of how it's tested,
It grows from year to year,
Providing strength and comfort,
It always draws us near.

It warms and it protects us,
And guides us from afar,
Shedding light upon us,
Like a bright and shining star.

And when all things are measured,
Not one shall rise above,
Or be compared in value,
To a Parent's endless love!

Copyright © 2003, Devlin Davidson

Thursday/ Friday- test your SPAG knowledge by doing a few of these quizzes using this link:

<https://www.educationquizzes.com/ks2/english/>


Maths

Monday- This week we will be learning about volume, practising to estimate volume and learn about capacity. Start off by watching this clip up to 2min 37 sec: <https://www.youtube.com/watch?v=qJwecTgce6c>

Calculate the volume. Remember, to calculate volume you multiply the length x width x height.

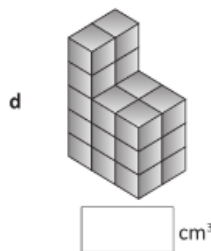
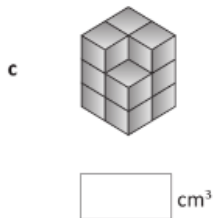
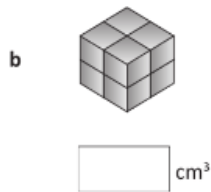
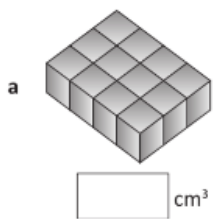
Length	Width	Height	Volume
2mm	3mm	4mm	
5m	6m	2m	
10cm	5cm	2cm	
20m	2m	5m	
4cm	12cm	2cm	
3cm	4cm	6cm	
2m	5m	12m	
	2cm	3cm	24cm ³
5m		2m	50m ³

How many more cubes would this model need to have a volume of 27 cm³?



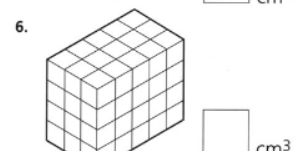
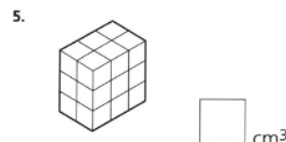
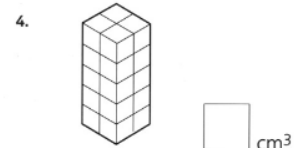
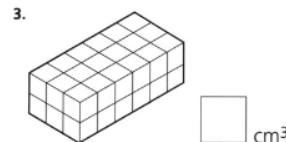
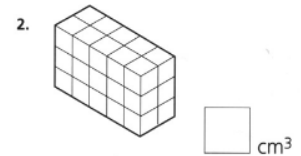
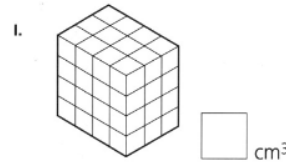
cubes

Tuesday- calculate the volume of these shapes.



Write the volume of each cuboid.

Each cube is 1 cm³



Wednesday- collect various containers. Now, estimate the volume and write it down. Measure the volume. How far were you off with your estimated answer? Here are some ideas:



Maths

Thursday - Investigate displacement. Once you've done this one, you can use other objects to calculate the volume, using the same method below. Have fun!

Displacement

investigate



For this investigation, you'll need a baking tray, an ice cream container, a measuring jug and a toy car.

Step 1 Place the ice cream container on the tray.


Step 2 Fill the ice cream container with water right up to the brim.

Step 3 Carefully place the toy car into the water.

Step 4 Observe the water spilling over the brim of the ice cream container into the baking tray.

Step 5 Measure how much water overflowed by pouring it into the measuring jug.

What is the volume of the toy car? ml



Friday-Mathletics time! Try to earn 400 point! Focus on measures.

Or, try this quiz about capacity: <https://wordwall.net/resource/60110/maths/capacity-quiz>

Extra Activities

R.E- We have so much to be grateful for. Do you thank God every day for what you have? Today we are going to listen to and sing along to these songs. We hope you'll enjoy it!

<https://www.youtube.com/watch?v=pN4tPkX0MG0> (The Lord's my shepherd)

<https://www.youtube.com/watch?v=sELOWpeH088> (I have decided to follow Jesus)

<https://www.youtube.com/watch?v=MPvnZILn6EY> (Every move I make)

<https://www.youtube.com/watch?v=eMEKuEPcCUc> (What a beautiful name)

https://www.youtube.com/watch?v=ZZ2zXc_9Q00 (One way)

<https://www.youtube.com/watch?v=4iW9MN7vMpQ> (When I look)



Extra Activities

History/ Computing- Over the last two weeks you've been working very hard to plan holiday activities. This week you are going to do a presentation about your planned holiday activities. The audience is your family. Tell them about your plans, show your slide show or pictures. Discuss each activity and ask them if they think it is something they will enjoy. Hopefully, you'll be able to visit some of your chosen venues, take lots of photos and enjoy time together.

DT- Finally, all the kitchen and toilet rolls you've collected will get used! This week we are going to design and make our own marble run. You will need toilet/ kitchen rolls, cereal boxes and tape.

Watch these clips for ideas. Think about: How it is held up? How strong is it? How is it made?

Which materials are used? What will I need to make a marble run structure?

<https://www.youtube.com/watch?v=LGyZ4JbYTpc> (using toilet rolls and cylinders)

<https://www.youtube.com/watch?v=l-VchjKO4aU> (step-by-step instructions on how to make a marble run. You do not need to cover your marble run with gift paper)

<https://www.youtube.com/watch?v=03DiH1m6hvc> (cereal box marble run)

<https://www.youtube.com/watch?v=eZ9r3-1KYs4> (marble run using strips of card board or wood strips)

