

**Hello Year 3!**

We are at the end of the term and the end of the school year. We really enjoyed the time we spent with you all. Well done for all your hard work, determination and for adapting to the changes. We can't wait to see you soon. Have a lovely summer, stay safe and keep smiling. ☺

Love from Miss Kelsey, Mrs Hodgson and Mrs McGee

English

**Monday-** <https://www.literacyshed.com/nightzoo.html> (the fourth video) Before you watch the video answer the questions on the next page. Then watch the video. After the video, answer the questions on the next page.

**Tuesday** – Time to plan your story- use the plan on the next page to help you.

**Wednesday** – Use your plan from yesterday to write an adventure story about your animal. Can you include speech, adverbs and conjunctions?

**Thursday** - Read your story from yesterday. Check that your work makes sense and that you have used the correct punctuation. Edit your story if needed.

**Friday** – Get someone at home to test you on your spellings. How many will you get right?

Maths

**Monday** – This week we are adding and subtracting fractions. BBC Bitesize have put a lot of videos on their website that will help you understand this.

<https://www.bbc.co.uk/bitesize/topics/zhdwxnb/articles/z9n4k7h> Work your way through the videos and then have a go at the quiz at the end.

**Tuesday** – We hope yesterday's videos were helpful. Now use what you have learnt to have a go at some of the questions about adding fractions on the next page.

**Wednesday** – Continue with adding fractions today. Have a go at completing some problem solving and reasoning questions.

**Thursday** – Today we would like you to have a go at subtracting some fractions. We have put some questions on the next page. Remember you can look back at the videos from Monday to remind you how to do it.

**Friday** – Thank you for working so hard this year. To finish off subtracting fractions have a go at some problem solving.

Spellings

Miss Kelsey's and Mrs Hodgson's Group	Mrs McGee's Group
Treasure	Happily
Measure	Angrily
Pleasure	Lazily
Enclosure	Easily
Closure	Busily
Leisure	Greedily
Exposure	Messily
Pressure	Wearily
Composure	Cheekily
Fissure	Clumsily

Extra Activities

RE

Time to reflect. Your time in Year 3 has been different from normal. However, you have still learnt new things and grown. Spend some time thinking about Year 3. Draw a picture and write a few sentences to explain what you enjoyed about your time in Year 3.



MOVING TO YEAR 4

Your new teacher is excited to meet you! Write a letter to your new teacher. What do you want them to know about you? Do you have any brothers or sisters? What is your favourite colour or subject?



ART

Draw a surreal creature. Have a look at the Tate Modern website <https://www.tate.org.uk/kids/make/paint-draw/draw-surreal-creature> and follow the instructions. You might find some other activities on there that you would like to try.



## Maths activities:

### Tuesday

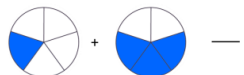
Complete this fraction sentence. True or false?

$$\frac{\quad}{4} + \frac{1}{4} = \frac{3}{4} \quad \frac{1}{4} + \frac{3}{4} = \frac{4}{8}$$

Complete these fraction sentences.



Change one number to make this fraction sentence correct.



$$\frac{2}{7} + \frac{5}{7} = \frac{6}{7}$$

### Wednesday

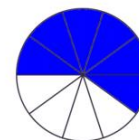
Finn says,



$$\frac{2}{4} + \frac{1}{4} = \frac{3}{8}$$

Is he correct? Explain why.

This is the answer.



What fractions could you have added together to get this answer?

### Thursday

Complete the calculation.

$$\frac{8}{9} - \frac{6}{9} = \frac{\square}{\square}$$



Five-sevenths subtract two-sevenths equals four-sevenths.

True or false?



Complete the calculation.

$$\frac{10}{12} - \frac{6}{12} = \frac{\square}{\square}$$

Draw an image to match the statement.

$$\frac{9}{10} - \frac{5}{10} = \frac{4}{10}$$

### Friday

Is Savannah correct?



I subtract  $\frac{2}{6}$  from  $\frac{7}{6}$ .  
Hanif has  $\frac{4}{6}$ .  
I have less than Hanif.

Savannah

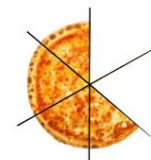


Explain why.

Joe has  $\frac{4}{6}$  of a pizza.

He gives Niall one-sixth of the pizza.

How many sixths does he have left?



## English Activities

### MONDAY –

**Key questions to ask before watching the video:**

1. Think about a problem you have faced in your life. How did you solve this problem?
2. How could a Night Zookeeper solve the problem of being surrounded by evil monsters?
3. Think about a film you watched recently. How did the main characters solve a problem that they had?

**Key questions to ask after watching the video:**

1. What solutions did you spot in the video?
2. What key structure should all good stories have?
3. Can you think of a solution that you will use in your story, based on the problem you created in the previous lesson?
4. When should you write about the solution in a story? At the beginning, in the middle, or at the end?

### TUESDAY–

## Your Story Plan

Now that you have set the scene and outlined the big and small problems that your character is facing, you have to plan the ups and downs of your adventure. Use this planning sheet to help you.



Characters

Settings

Main Problem

Small Problem

Solution

Small Problem

Solution

Small Problem

Solution

Conclusion