



Message from Teachers

Hello year 6.

What a lot of glorious weather we are having at the moment! – enjoy, but remember to keep protected with sun cream and a hat.

We've emailed a letter to your families about making a year book to celebrate your time at school. Please try to send in your message and photos as soon as possible.

Spellings and times tables for the week

mischievous	occupy	physical
muscle	occur	prejudice
necessary	opportunity	privilege
neighbour	parliament	profession
nuisance	persuade	programme

Keep practising your times tables daily up to 12 x 12 so you're ready for Y7 maths.

Maths

Starter activities:

Remember to use your knowledge of place value to help with rounding.

Monday - <https://myminimaths.co.uk/year-6-week-6-rounding-whole-numbers-monday/>

Tuesday – <https://myminimaths.co.uk/year-6-week-6-rounding-whole-numbers-tuesday/>

Wednesday – <https://myminimaths.co.uk/year-6-week-6-rounding-whole-numbers-wednesday/>

Thursday – <https://myminimaths.co.uk/year-6-week-6-rounding-whole-numbers-thursday/>

Friday – <https://myminimaths.co.uk/year-6-week-6-rounding-whole-numbers-friday/>

Main activities:

We are going to do problem solving for the next 3 weeks. These will help you to revisit lots of aspects of maths we have learned this year, but most importantly develop your problem solving skills. Some of the problems will require perseverance – don't give up!

Monday

The 4 fours problem. Can you complete these equations?

$$4 \quad 4 \quad 4 \quad 4 \quad = \quad 0$$

$$4 \quad 4 \quad 4 \quad 4 \quad = \quad 1$$

$$4 \quad 4 \quad 4 \quad 4 \quad = \quad 2$$

$$4 \quad 4 \quad 4 \quad 4 \quad = \quad 3$$

$$4 \quad 4 \quad 4 \quad 4 \quad = \quad 4$$

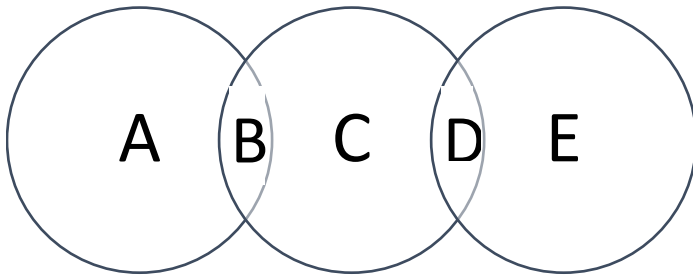
$$4 \quad 4 \quad 4 \quad 4 \quad = \quad 5$$

Hint use BODMAS and + - × ÷ () to help you

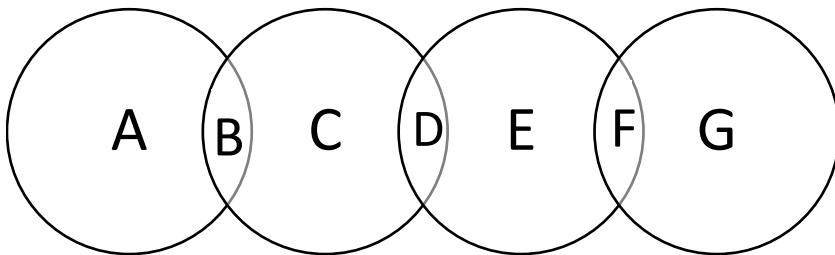
Can you keep going or make your own?



Tuesday



Use each of the digits 1 to 5 once.
Replace each letter with one of the digits. Make the total in each circle the same.

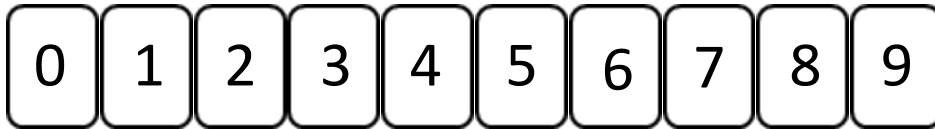


Now use each of the digits 1 to 7 once. Make the total in each circle the same.

What if you used 5 circles and the digits 1 to 9?

Wednesday

Make five numbers



Each time use all 10 cards. Arrange the cards to make:

- 5 numbers that are multiples of 3
- 5 numbers that are multiples of 7
- 5 prime numbers

Make up more problems to use all 10 cards to make five special numbers and test them on an adult.

Thursday

Zids have 4 spots. Zods have 9 spots.

Altogether some Zids and Zods have 48 spots. How many Zids are there? How many Zods are there?
What if Zids have 5 spots and Zods have 7 spots, and there are 140 spots altogether?

Find as many solutions as you can.



Friday

Take the Friday challenge - <https://www.bbc.co.uk/bitesize/articles/zkywr2p>

English

This week we will continue focusing on non-fiction writing by looking at sports and leisure activities.

Monday

Watch the video The Ridge on The Literacy Shed:

<https://www.literacyshed.com/the-sports-shed.html>



Comprehension Questions based on the VIPERS reading skills

Why do you think the creator of the video uses sounds first, before any image appears at the start of the video?

Where did Danny (the guy in the film) grow up?

He describes the place as 'inaccessible' - what does this mean?

Can you think of 5 adjectives to describe the setting in the video?

This is an extreme sport - which parts of the video show that it may be an exhilarating thing to do for some people?

There are two types of cameras used in the video, can you figure out what these are? (Clue - one we can see in the video and one we can't).

Tuesday

Watch the slides about spoken language

<https://www.holytrinityrosehill.org.uk/wp-content/uploads/2020/06/The-Spoken-Language-of-Football-Powerpoint-2.pdf>

Now complete the task by examining the football match commentary here:

<https://www.holytrinityrosehill.org.uk/wp-content/uploads/2020/06/Match-Transcript.pdf>

Wednesday

Think about how sports commentators make the events they are speaking about sound exciting. Use one of the following clips to write your own sports commentary for the clip:

<https://www.youtube.com/watch?v=eubbDN3xlxc> (Football)

<https://www.youtube.com/watch?v=to-IJqhRehI> (Ski jumping)



Remember to use words to make it exciting and short sentences that build up to the goal or the jump.

English

Thursday

Sporting events are usually advertised using music and strong images. Watch this advert for FIFA World Cup 2018, featuring World Champion Freestyler Liv Cooke:

<https://www.youtube.com/watch?v=5OMlgoSE-Z4>

Choose a sport - it could be horse-riding, football or even tiddly-winks. Think about how you would advertise it. What images would you use? What type of music would help to build excitement for the event? Would you include any words on the screen or a voice-over? Use a template like the one here to show what your advert would look like:

Scene 1:	Scene 2:	Scene 3:
Music:	Voiceover:	Text on screen:
Scene 4:	Scene 5:	Scene 6:



Friday

Create a poster for your event, making it colourful and eye-catching for your reader. Remember to use 2nd person pronouns to engage every reader: eg 'YOU don't want to miss this!' and details such as dates, times and locations.



Extra Activities

Science - Evolution is the way that living things change over time. The first person who explained how evolution happens was Charles Darwin with his scientific theory of natural selection.

Watch this video clip:

<https://www.bbc.co.uk/bitesize/topics/zvhhvcw/articles/z9qs4qt>

Research the work of Charles Darwin and create a leaflet for year 6 children. Include:

A definition of evolution

An image

An example of how a species has changed over time, like the horse in the video.

RE – Find examples of why people do or do not believe in God. E.g. Many people believe or do not believe in God because of their family background and upbringing.

Get 3 or 4 quotes from friends and family about whether or not they believe in God, why and how their beliefs affect their life.

Art - Create a fact file about Andy Goldsworthy. Sketch some of his creations or have a go at creating one of your own.

https://en.wikipedia.org/wiki/Andy_Goldsworthy

<https://www.bbc.co.uk/bitesize/clips/zh4wmp3>



Transition

Coping with Change

With a family member talk about what will stay the same when you move to secondary school and then write or draw it inside the middle section of the Changes table. e.g *my cat Smudge will still sleep on my bed! My favourite tea will still be pizza, I will still live at...*

Then talk together about what it's like at primary school (write that in the primary school half) and how it's different at secondary school (write that in the secondary school half) e.g *I have one teacher (primary school) ... I will have lots of different teachers (secondary school).*

Looking at what you have written about the changes how are you feeling about the changes that going to secondary school will bring?

Primary School	Me staying the same!	Secondary School