



Message from Mrs Green, Mrs Storr and Mrs McGee

Hello Year 4!

We hope that you are all keeping well and trying your best. Thank you for making an effort to complete these activities, but do not worry if you can't complete them for any reason.

You can choose how you complete them, you may want to do an English activity and Maths activity each day or do an English day and a maths day. Choose when you complete the other activities, perhaps one a day.

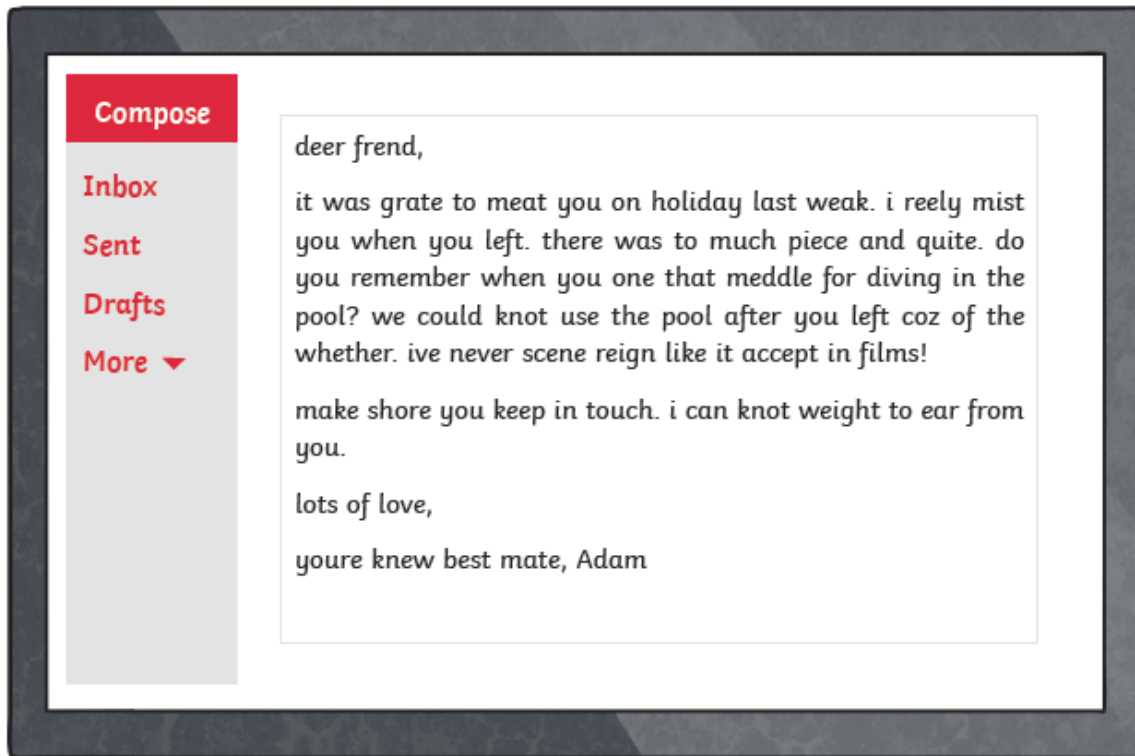
Have fun and keep safe. Remember you are amazing and very special and we miss seeing you every day in school.

Take care, be kind and have fun.

English Activities


Monday: Grammar Activity:

When you were on holiday, you met a new penpal but their email to you is full of spelling and punctuation mistakes! Can you go through the email and correct all of their errors? Watch out for the tricky homophones.



What three tips would you give your new penpal to improve their writing?

Tuesday: Planning Writing



Can you plan your dream job? List all the exciting jobs that you could possibly have, e.g. a superhero, author, doctor, chocolate taster. Be imaginative. You could even invent a job.

Choose one and make notes about what it involves. What happened to you in your job? Do you deal with a problem? What happens in the end?

Wednesday/Thursday: Writing

Write your 'dream job' story. Remember paragraphs.

Friday: Spellings

Remember to find the meaning of these words and say/write them in a sentence.

Adding the suffix 'ous' (no definite root word)

tremendous	curious
enormous	anxious
jealous	gorgeous
serious	obvious
fabulous	hideous

Maths activities:

Monday: Remember to keep practising your times tables. How fast can you complete the grids?

X	1	2	3	4	5	6	7	8	9	10	11	12
1												
2												
3												
4												
5												
6												
7												
8												
9												
10												
11												
12												

X	1	2	3	4	5	6	7	8	9	10	11	12
1												
2												
3												
4												
5												
6												
7												
8												
9												
10												
11												
12												

You can also use the games and activities at www.timestables.co.uk

Tuesday: Interpreting Graphs- Fluency

Look at this pictogram.

Pocket Money

each image = 5 children

< £5	£6 - £10	£11 - £15	£16 - £20
------	----------	-----------	-----------

Fill in the blanks in the table.

< £5	£6 - £10	£11 - £15	£16 - £20
		10	

Think of one question to ask about the information in this tally chart:

Holiday Destinations

UK	
Europe	
Rest of the World	

Use the information in the table to create a bar chart.

Colour of Cars Passing the School

Silver	35
Red	40
Blue	55

Use the bar chart to answer the questions.

Cake Sales

How many cakes were sold on Monday?

What is the most cakes sold in one day?

On which day were the least amount of cakes sold?

Wednesday: Interpreting Graphs - Problem solving and reasoning

The school kitchen are collecting ideas for recipes by asking the children their favourite food.

Jayden: I want to use a pictogram to draw each meal.

Hakeem: I think a choice of 4 meals and a bar chart would work best.

Who do you agree with and why?

True or false?

The lines on a chart are called axels.

Explain your answer.

Mr Thompson says this tally chart is not easy to interpret.

Height of Pupils in Oak Class

< 1 metre	
> 1 metre	

Find 2 ways in which you could make the chart easier to interpret.

Thursday: Comparison, Sum and Difference - Fluency

A full circle represents 20 children.

Three quarters of a circle represents ___ children.

Half of a circle represents ___ children.

A quarter of a circle represents ___ children.

Use the table to calculate the number of tickets bought altogether.

Monday's Cinema Ticket Sales

Film	Tickets
Attack of the Robots	60
Frostbite	30
True Love	40
The Great Adventure	70

Sort the films in order from the most to least popular.

Complete the sentences below.

Average Water Intake During PE

Name	Water Intake (ml)
Tom	70
Jess	40
Ali	50
Fay	60

On average, Tom drinks ___ ml more water than Ali.

Jess drinks ___ ml less water than Fay.

Calculate the difference between the number of pears and apples grown.

Fruits Grown at Farley Farm Each Year

Strawberries	Pears	Oranges	Apples

= 10 fruits

Which two fruits total 55?

Friday: Comparison, Sum and Difference - Problem solving and reasoning

Kate says,

There were 20 more votes for consoles than phones.

KS2's Favourite Gadgets

Gadget	Votes
Laptop	40
Console	80
Tablet	100
Phone	60

Is she correct? Convince me.

Circle the odd one out of A, B and C.

Favourite Treats	Votes
Chocolate	80
Sweets	60
Biscuits	30
Crisps	90

A. 250 people voted for their favourite treats.
 B. Crisps received the highest number of votes.
 C. 60 people voted for sweets.

Explain your reasoning.

Fill in the missing data.

There were more donkeys than llamas, but fewer donkeys than goats.

There were 20 more ponies than llamas.

Animals at the Petting Zoo

Ponies	Llamas	Donkeys	Goats

= 10 animals

Extra Activities

RE - What is the Trinity?

The Trinity chant uses 18 kennings to say what Christians believe God does. A kenning is a short poetic line to say what something does.

Here are the 18 Kennings:

Stable sleeper	Devil crusher	Earth Shaper	Garden planter	Life giver
Eye opener	Energy booster	Fruit grower	Miracle maker	Heart Warmer
Cross carrier	Mud modeller	Cheerer upper	Hand holder	Time starter
Promise keeper	Space maker	Grave buster		

Link each kenning to either God the Father, God the Son or God the Holy Spirit. (There are 6 kennings for each part of the Trinity)



What title would you give the poem?

PSHE – Everyday feelings



Think about the feelings that you drew or wrote about last week. Make a list of all the feelings and emotions that you can think of. For Example: happy, ecstatic, sad, heartbroken, scared, angry etc. On a large piece of paper or in your garden using chalk, create a graffiti wall to display these feelings and emotions.

History - Vikings

Find out about the Vikings, using the BBC schools website:

<https://www.bbc.co.uk/bitesize/topics/ztyr9j6/resources/1>

Read the information and watch the videos clips. Continue with your information booklet about the Vikings. The next chapters could be about Viking beliefs and Viking clothes.

Science – Types of Animals

Animal Groups: Vertebrates

Vertebrates are animals with a backbone. They have a hard skeleton made of bone. It holds their body up and gives them shape.




Animal Groups: Invertebrates

Invertebrates do not have a backbone, or a skeleton made of bones. Many have a hard shell outside their bodies to protect them. Others have soft, flexible bodies.



Vertebrates can be separated into five broad groups:



Research the characteristics of each group and create fact files for them.

DT/Art

<https://www.youtube.com/watch?v=vY49eNceLBo>

Watch the YouTube video (above) to see how to create works of art using everyday household items and waste.

Are you inspired?

Experiment and have fun!

PE

Try some Yoga with Adriene for kids on YouTube - <https://www.youtube.com/watch?v=dF7O6-QabIo>

Follow Joe Wickes daily workout on YouTube

Can you make up games to play with your family?