

Dear parent / carer,

I hope that you have had a restful Easter. I'd like to welcome you back to a new term, whether your child is in school with us or continuing to remain at home. We have all had to adapt to a completely new way of working and living over the last month but we are so pleased to hear everyone is doing well and keeping themselves safe. We will continue to make sure that there are activities for you to access on our website each week should you wish to but please remember that your family and their wellbeing comes first at this challenging time.

Please continue to follow the directives from the government and the NHS/Public Health England and check our text and email messages for updates.

Kind regards,




Mrs Whelerton

Deputy Headteacher

Oxford Owl free eBooks Library

Follow the link below to register free as a parent to access a whole library of reading books:

https://www.oxfordowl.co.uk/home/reading-site/find-a-book/library-page?view=image&query=&type=book&age_group=&level=&level_select=&book_type=&series=Read+Write+Inc.#

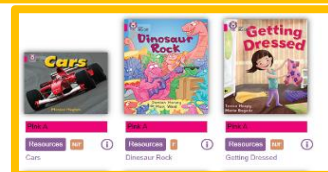


A message from Mrs Galloway

We would like to put together a celebration of hope, showcasing the determination and resilience our amazing children have shown over recent weeks. If you would like to send a photograph of a rainbow your child has created at home to be part of this celebration (please simply photograph the 'rainbow' and not your child (ren) for safeguarding and data protection reasons), please email the image to HolyTrinityRosehill@sbcschools.org.uk. If you are unable to do this, you are welcome to put your child's rainbow into the drop box in the Trinity site entrance so it can be photographed and in school.

Please can we ask that you do this before 3pm on Thursday 30th April.

We hope you will join us in celebrating the strength of our children in these unprecedented times.



<https://connect.collins.co.uk/school/HOLYTRIN24/Student>

Once there, you can login by:

- Typing in the school's postcode into the school name – TS19 7QU

Type in the following information into each of the fields:


Day: 1 Month: 1 First letter of surname: A Year group:1

This is generic information for all children, in all year groups to access all books from Pink to Turquoise Bands. There is no individual information on the site so individual logins are unnecessary.

A useful resource to share

If you haven't already seen it, here is the link to the free digital information book for primary school age children to help explain the coronavirus and the measures taken to control it. It answers lots of questions in a child-friendly way, and aims to both inform and reassure.

<https://axelscheffler.com/books-for-older-children/coronavirus>



Non-screen activities you can do at home

Pobble

25 Ideas!

What can you do when there's no school and you're stuck at home? Here are 25 fun ideas to choose from.

1 How many different words can you make from the letters in this sentence, below? Grab a pencil and paper and write a list!

2 Thank a community hero. Think of someone that helps you in some way and write a short letter to thank them.

3 Get building! You could build a Lego model, a tower of playing cards or something else!

4 Can you create your own secret code? You could use letters, numbers, pictures or something else! Can you get someone else to try and crack it?

5 Start a nature diary. Look out of the window each day and keep note of what you see. Birds, flowers, changes in the weather, what else?

6 Hold a photo session. Use a camera or a mobile phone to take some snaps. What will you photograph? Your pets or toys perhaps?

7 Build a reading den. Find somewhere cosy, snuggle up and read your favourite book!

8 Use an old sock to create a puppet. Can you put on a puppet show for someone?

9 Make a list of all the electrical items in each room of your home. Can you come up with any ideas to use less electricity?

10 Design and make a homemade board game and play it with your family.

11 Do something kind for someone. Can you pay them a compliment, make them something or help them with a task?

12 Can you create a story bag? Find a bag and collect items to go in it that relate to a well known story. If you can't find an item, you could draw a picture to include.

13 List making! Write a list of things that make you happy, things you're grateful for or things you are good at.

14 Design and make an obstacle course at home or in the garden. How fast can you complete it?

15 Can you invent something new? Perhaps a gadget or something to help people? Draw a picture or write a description.

16 Keep moving! Make up a dance routine to your favourite song.

17 Write a play script. Can you act it out to other people?

18 Read out loud to someone. Remember to read with expression.

19 Write a song or rap about your favourite subject.

20 Get sketching! Find a photograph or picture of a person, place or object and sketch it.

21 Junk modelling! Collect and recycle materials such as yoghurt pots, toilet rolls and boxes and see what you can create with them.

22 Draw a map of your local area and highlight interesting landmarks.

23 Write a postcard to your teacher. Can you tell them what you like most about their class?

24 Draw a view. Look out of your window and draw what you see.

25 Get reading! What would you most like to learn about? Can you find out more about it in books? Can you find a new hobby?

Pobble.com – More writing. More progress.

Make Your Own Fingerprint Kit

Put your sleuthing skills to the test with this DIY detective fingerprint kit!

WHAT YOU'LL NEED

- two empty spice jars
- cornflour
- cocoa powder
- dry paintbrush or make-up brush
- sticky tape
- coloured paper
- washable ink pad

STEP 1

Put some cornflour in one jar and cocoa powder in another.

STEP 3

If the surface is a light colour, sprinkle some cocoa powder and gently dust it with your brush. On a dark surface, use cornflour.

STEP 4

If you find a fingerprint, stick a piece of tape over it and then gently lift the tape off.

Is it a match?

Once you've collected your fingerprints, you'll need to match them to any 'suspects'. Ask your friends and family to press their fingertips onto a washable ink pad and then leave their fingerprints on a sheet of paper. Label the paper with each person's name. You now have a fingerprint database to match any you find with your kit!

ASK AN ADULT

Always check with a grown-up before you start sprinkling powder or cornflour.

STEP 5

Stick the tape onto a sheet of coloured paper, so you can see the fingerprint. Check it carefully against any fingerprints in your database. Can you tell who it belongs to?

18

Rainbow Bubble Clouds

Why blow normal bubbles when you could create a rainbow bubble cloud instead? Here's how to do it.

WHAT YOU'LL NEED

- one 500 ml empty water bottle
- scissors
- sock
- rubber band
- food colouring (several colours)
- bubble solution
- shallow dish

STEP 2

Slide the sock over the water bottle and use a rubber band to hold it in place.

STEP 1

Cut the bottom off the water bottle.

STEP 3

Drip food colouring onto the sock in any patterns and colours you like.

STEP 4

Pour some bubble solution into a shallow dish. Dip the sock into the solution, then blow through the neck of the bottle. A rainbow-coloured cloud of bubbles will emerge from the sock!



HSBC UK Ready Set Ride



Launched alongside the Youth Sport Trust as a tool to help parents introduce pedalling to playtime and teach more kids to ride, HSBC UK Ready Set Ride is split into three stages (Prepare 2 Ride, Balance and Pedals) which provide families with all they need to support children to start cycling. Here you will find lots of videos to give you guidance but also ideas for activities to do!

<https://www.britishcycling.org.uk/getinvolved/article/20200325-getinvolved-Getting-the-most-out-of-HSBC-UK-Ready-Set-Rid-0>

Maths on the Move!

Why not try some of these maths challenges around your home. Have a go at your year group or give yourself a challenge and try the one after. Click on the link to access the challenges.

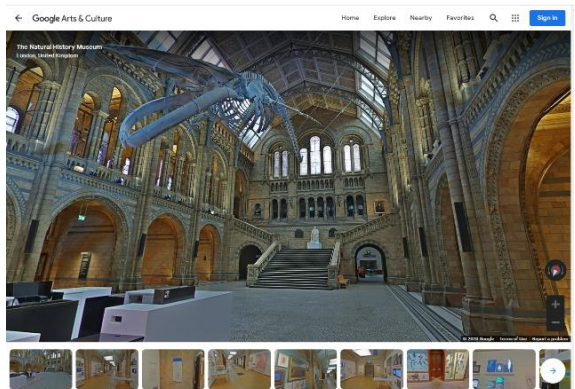
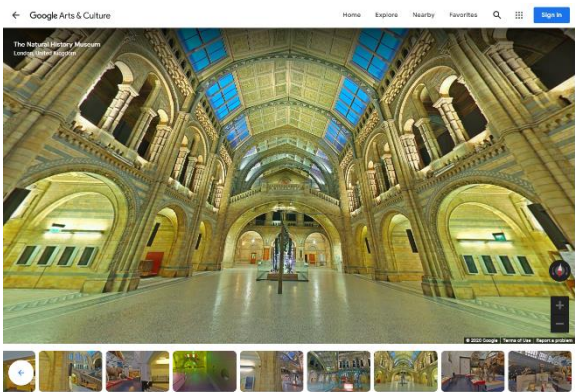
<http://rbgymandsport.co.uk/maths-on-the-move.html>



Virtual Tour of The Natural History Museum, London

Have you ever wanted to visit the museum? This virtual tour shows you all around. Click on the link to explore with your family.

<https://artsandculture.google.com/partner/natural-history-museum>



Corned Beef Pasties

Ingredients:-

- Half a tin of corned beef
- Half a small onion
- 1 medium carrot
- 1 medium potato
- 1 pack of ready rolled puff pastry
- Beaten egg or milk to glaze



Method:-

1. Peel and chop the carrot, potato and onion and boil until cooked.
2. Chop up half a tin of corned beef and mash into the cooked vegetables.
3. Cut the ready rolled pastry into quarters.
4. Place the mixture into the middle of the four pieces of pastry.
5. Damp the edges of the pastry with water and make a parcel with each piece, ensuring the edges are fully enclosed.
6. Brush with beaten egg or milk.
7. Place on a greased baking tray and cook in the middle of the oven at 220c, 425F, Gas 7 for about 30mins or until golden brown.

Eat and enjoy.



Make a leaf tile



You will need

- two cups of plain flour
- one cup of salt
- one cup of water
- two tablespoons of cooking oil
- Mixing bowl
- Wooden spoon
- Rolling pin
- Different types of leaves
- Knife
- Paint and brushes

- Mix all your ingredients together in the bowl.
- Roll out the dough until it's about 1cm thick.
- Carefully press a leaf into the dough (vein-side down). When you pull the leaf away, it should leave an imprint.
- Cut your leaf imprint out of the dough in a square tile.
- Bake at 100°C (gas mark 2) for two hours.
- Paint your tiles. You could paint your leaves a summery green, or an autumnal orange!

Ask an adult to help laminating and baking your tile.

With the leftover dough, make some more tiles with other leaves.

www.wildlifewatch.org.uk

Word Challenge

How many different words can you make using the letters in:

dictionary
eg. it, diary

intelligent
eg. tell, in

problematic
eg. problem, pit

stationery
eg. sit, tin

Use a dictionary to help spell words correctly. Ask someone in your house to give you a different word. Which member of your family can create the most?



BBC Bitesize Daily lesson schedule for wb27th April. Follow this link to access: <https://www.bbc.co.uk/bitesize/dailylessons>

Year 1/ P2 online lessons Monday 27 April - Friday 1 May				
Monday	Tuesday	Wednesday	Thursday	Friday
English Forming letters correctly and using basic alliteration	English Using capital letters and full stops in sentences	English Create a miniboard fact file using nouns and joining words	English Creating sentences with description Reading lesson: Funny Bones by Alan Ahlberg	English Reading lesson: The Worst Witch by Jill Murphy
Maths Ordinal numbers	Maths Partition numbers 1 to 50	Maths Compare objects 1-50	Maths Order numbers 1-50	Maths Challenge of the week
History Who was Martin Luther King?	Geography Introduction to Europe - France	Science Different types of material	Religious Studies Introduction to Judaism	Music Body percussion

Year 4/ P5 online lessons Monday 27 April - Friday 1 May				
Monday	Tuesday	Wednesday	Thursday	Friday
English Identifying and using prepositions	English Using apostrophes to show possession	English Using apostrophes to show possession	English Using inverted commas to show speech	English Reading lesson: The Worst Witch by Jill Murphy
Maths Add two four-digit numbers	Maths Subtract two four-digit numbers	Maths Efficient addition and subtraction methods	Maths Mixed addition and subtraction problems	Maths Challenge of the week
History What was pre-historic Britain like?	Geography Contours, keys and symbols	Science States of matter	Religious Studies The Month of Ramadan	Music Rhythm and percussion

Year 2/ P3 online lessons Monday 27 April - Friday 1 May				
Monday	Tuesday	Wednesday	Thursday	Friday
English Forming letters correctly and using alliteration in writing	English Using capital letters, full stops and joining words	English Using the words 'and', 'or', 'but', 'because' and 'if'.	English Creating sentences with description	English Reading lesson: Funny Bones by Alan Ahlberg
Maths Recognise coins and amounts	Maths Make amounts	Maths Compare and order amounts	Maths Solve problems involving money	Maths Challenge of the week
History Who was Neil Armstrong?	Geography Introduction to Europe - France	Science Different types of material	Religious Studies The story of Passover	Music Body percussion

Year 5/ P6 online lessons Monday 27 April - Friday 1 May				
Monday	Tuesday	Wednesday	Thursday	Friday
English Punctuation and inverted commas	English Using apostrophes	English Using ellipsis	English Using brackets	English Reading lesson: London Eye Mystery by Sophie Dowd
Maths Prime numbers and square numbers	Maths Multiply and divide by 10, 100 and 1000	Maths Short and long multiplication	Maths Short division	Maths Challenge of the week
History What was life like for the Ancient Egyptians?	Geography The World	Science Mixing, dissolving and separation	Religious Studies What is Hinduism?	Music Rhythm and percussion

Year 3/ P4 online lessons Monday 27 April - Friday 1 May				
Monday	Tuesday	Wednesday	Thursday	Friday
English Identifying adverbs	English Writing sentences	English Using apostrophes to combine words	English Using apostrophes to show possession	English Reading lesson: The Worst Witch by Jill Murphy
Maths Adding two three-digit numbers	Maths Subtracting two three-digit numbers	Maths Efficient addition and subtraction methods	Maths Mixed addition and subtraction problems	Maths Challenge of the week
History What was pre-historic Britain like?	Geography Contours, keys and symbols	Science States of matter	Religious Studies Introduction to Islam	Music Rhythm and percussion

Year 6/ P7 online lessons Monday 27 April - Friday 1 May				
Monday	Tuesday	Wednesday	Thursday	Friday
English Punctuation and paragraphs	English Using commas and brackets	English Using bullet points	English Using hyphens and dashes	English Reading lesson: London Eye Mystery by Sophie Dowd
Maths Multiplying addition and subtraction problems	Maths Short and long multiplication	Maths Identify common factors, common multiples and prime numbers	Maths Order of operations	Maths Challenge of the week
History What was life like for the Ancient Egyptians?	Geography The World	Science Mixing, dissolving and separation	Religious Studies The story of Rama and Sita	Music Rhythm and percussion



Can you spot which popular books the cartoons are from throughout the pages?

The creators of the Gruffalo have produced a series of cartoons to encourage people to stay at home. Can you design your own picture from your favourite story to give a message? It might be for washing your hands or saying thank you to someone who helps us.

