

Dear parent/ carer,

Please find below a range of activities that we would like you to choose from while your child is off school. Each child will also have come home with a selection of reading books. Additional specific year group activities can be found on the school website under 'Home Learning'. We ask that you try to do something each day, if and when possible. Thank you for your continued support, patience and understanding as the current pandemic is something which none of us have ever faced before. Please continue to follow the directives from the government and the NHS/Public Health England and check our text and email messages for updates.

Mrs Swift  
Headteacher

### Lego Challenges

Follow the instructions. The only rule is to have fun and use your imagination!

- You enter a competition to build the world's tallest tower. Will you win?
- You are stuck on Mars and need to build a new rocket ship to get home.
- You and four friends are stranded on an island. Build a boat to find your way home.
- Can you build a house?
- There is a circus in town. Build a place for the performance.
- The city wants you to build a bridge to connect one side of the town to the other.
- Design and build your dream bedroom.
- You are hired to build a sculpture entirely out of one colour of blocks.



### Websites to support learning:



- Phonics play – [www.phonicsplay.co.uk](http://www.phonicsplay.co.uk)  
Username: march20 Password: home
- Phonics play comics – [www.phonicsplaycomics.co.uk](http://www.phonicsplaycomics.co.uk)
- Topmarks- [www.topmarks.co.uk](http://www.topmarks.co.uk)

There are many games for ages 3 – 11 here for both Maths and English

- Spelling frame – [www.spellingframe.co.uk](http://www.spellingframe.co.uk)
- Edshed – [www.edshed.com](http://www.edshed.com)

Sign up for a 14 day free trial to access Spelling Shed and Maths Shed

- [www.hourofcode.com](http://www.hourofcode.com) coding for children of all ages
- <https://www.bbc.co.uk/teach/supermovers>

Activities to keep children active whilst exploring different curriculum areas

- Joe Wicks 5 minute moves – Youtube

### English writing


- Write your own book, including illustrations, a front cover and a blurb.
- It is show time! Can you put on a show for the family? Write a simple script for you and your family to follow.
- Ask a family member to pick some letters for you. How many different words can you make?
- Can you create your own character and then add it to a comic strip? Use the design on the right for ideas!

### English reading

Your child will bring home 2 school reading books and a book from their class library. As well as completing the suggested activities in the back of the school reading book, you may also like to complete some of the following:


- Character description
- Alternative ending
- Blurbs
- Book review
- Research the author
- Pictorial storyboard

### FINISH THIS COMIC!



### MAKE YOUR OWN CHARACTER

Draw a shape. ANY shape! It can be basic or it can be weird. Next add some eyes, a mouth, and some arms and legs and – VOILA! – you've got yourself a character!



### Simple activities to share!

- Create a treasure hunt with a map and clues
- Write instructions to make a sandwich and let someone follow them exactly
- Design and build a paper aeroplane
- Build a fort using cushions and blankets
- Make ice cubes from various liquids and see how long each takes to freeze
- Movie time. Having a family 'film day' is a great way of spending time together watching favourite movies.
- Picnic time. Have a family picnic indoors or in the garden.
- Ready, steady, bake! Can you follow a recipe and make something Easter themed?
- Invent your own musical instrument. What would it look like and be called?
- Make a time capsule to open in 10 years.

### Get creative!

- Get creative and make a family art gallery at home.
- Draw website for doodles
- Paint rocks with encouraging words
- Draw 20 circles and turn each into something (pizzas, planets, wheel etc)
- Make a scrapbook
- Decorate t-shirts
- Paint leaves
- Make sun catchers
- Make bookmarks
- Decorate an egg
- Origami
- Build a landmark out of cardboard boxes

### **Maths**

Pupils can continue to access Mathletics to help keep their maths skills sharp. Why not aim to achieve 1000 points EVERY week?

Pupils have log in details in their home contact books and the website is:

<https://login.mathletics.com/>

In addition why not practice your times tables recall at:

<https://www.timestables.co.uk/>

Have fun and keep your skills sharp!



<https://connect.collins.co.uk/school/HOLYTRIN24/Student>

Once there, you can login by:

- Typing in the school's postcode into the school name – TS19 7QU

Type in the following information into each of the fields:

Day: 1 Month: 1 First letter of surname: A Year group:1

This is generic information for all children, in all year groups to access all books from Pink to Turquoise Bands. There is no individual information on the site so individual logins are unnecessary.

First News – Download a free issue of their child friendly newspaper to share!  
<https://subscribe.firstnews.co.uk/free-downloadable-issue/>



### Explore a museum from your own home!

Below are a list of museums offering virtual tours of their exhibitions and other exciting resources. We hope you enjoy looking round!

**British Museum, London**

<https://www.britishmuseum.org/closure>

**Natural History Museum, London**

<https://artsandculture.google.com/partner/natural-history-museum>

**Uffizi Gallery, Florence**







<https://www.florence.net/virtual-tour-uffizi-gallery.asp>

**Van Gogh Museum, Amsterdam**

<https://www.vangoghmuseum.nl/en/we-bring-the-museum-to-you#1>

**Pergamon museum, Berlin**

<https://www.smb.museum/en/museums-institutions/pergamonmuseum/home.html>

| Literacy   | Speaking  | Maths  |
|--|---|--|
| <p>Share a book every day.<br/>           Tell stories to each other<br/>           Read tricky words.<br/>           Hide flash cards in the house<br/>           Write tricky words.<br/>           Copy words and sentences.<br/>           Write own sentences.<br/>           Write lists.<br/>           Use post it notes to write messages<br/>           on<br/>           Make a book and write a story</p>  | <p>Have mini conversations<br/>           Ask each other questions<br/>           Make up stories<br/>           Describe characters<br/>           Play I spy<br/>           Share rhyming words<br/>           Make up silly rhymes<br/>           Play schools<br/>           Play shops with real money<br/>           Make a story bag<br/>           Tell jokes<br/>           Say what makes you happy</p>  | <p>Count tins in the cupboard<br/>           Sort the tins/socks/shoes<br/>           Find numbers at home<br/>           Record simple addition problems<br/>           Count money/toys<br/>           Count jumps/hops<br/>           Double numbers<br/>           Play dominoes<br/>           Make your own dominoes<br/>           Measure things with string</p>  |
| Recipe for playdough   | Apps/Websites   | Children Love  |
| <p>1 cup of flour<br/>           Half a cup of salt<br/>           1 cup of water<br/>           1 tablespoon of cooking oil<br/>           1 tablespoon of cream of tartar<br/>           Mix together in a pan.<br/>           Warm over a medium heat.</p>   | <p>Teach My Monster To Read<br/>           Number Blocks<br/>           Alpha Blocks<br/>           Phonics Play<br/>           CBeebies<br/>           Go Explore<br/>           Cosmic Kids Yoga<br/>           Letters and Sounds<br/>           Tricky Word Song<br/>           Song of Sounds<br/>           Jack Hartmann Maths</p>    | <p>Clipboards<br/>           Post it notes<br/>           Masking tape<br/>           Sellotape<br/>           Junk/Wool<br/>           Googly eyes<br/>           Felt tips<br/>           Lolly sticks<br/>           Painting with toothbrushes</p>    |